

Joe Weaver Pool and Spa Inspection Report

January 23rd | 302 Utica Ave, Tulsa OK 74104



ASSURED
HOMEInspectors

918.853.5113 • assuredhomeinspectors.com

Prepared by Drew Sleezer

LIC 70001227

14. Swimming Pools, Equipment and Safety

Pools are fun, but children and adults can lose their life quickly. Over 4000 lives annually are lost with one-third under the age of 14. **A child can drown in the time it takes to answer a phone.** A swimming pool is 14 times more likely than a motor vehicle to be involved in the death of a child age 4 and under. An estimated 5,000 children ages 14 and under are hospitalized due to near-drownings each year; 15 percent die in the hospital and as many as 20 percent suffer severe, permanent brain damage. Of all preschoolers who drown, 70 percent are in the care of one or both parents at the time of the drowning and 75 percent are missing from sight for five minutes or less. Drowning surpasses all other causes of death to children age 14 and under in Arizona, California, Florida, Hawaii, Montana, Nevada, Oregon, Utah and Washington.

A **pool alarm with a loud speaker system to sound outside as well as inside the home could save a life.** Even if you do not have children you should be concerned. 35% of children that drowned did so in someone else's pool. For more info, do an Internet search on pool safety or visit this website: http://www.ihf.org/foryourhealth/article_children.html

| | | IN | Yes | NI | NP | RR | No | Styles & Materials |
|-------|-------------------------------------------------------------------------------------------------------------------|----|-----|----|----|----|----|----------------------------------------------------------------------------|
| 14.0 | Operational Condition of Pool | | | | | • | | Style: In ground Wall Material: Gunitite (concrete) |
| 14.2 | Surface Walls and Floor of Pool | | | | | • | | |
| 14.4 | Pumps for Circulation of Water | • | | | | | | |
| 14.5 | Pumps for Vacuum or Cleaning | | | | • | | | |
| 14.6 | Pool Heaters | | | | • | | | |
| 14.7 | Pool deck | | | | | • | | |
| 14.8 | Verify the Electrical outlet (s) and Pool Equipment is on a Ground Fault Circuit (GFCI) | | | | | | • | |
| 14.9 | Overflow Skimmers and Drains | | | | | • | | |
| 14.10 | Chemicals for Pool (Capable of being stored with a lock) | | • | | | | | |
| 14.11 | Does Pool have any rescue equipment? | | | | | | • | |
| 14.12 | Do Steps and ladders exist on both sides of the pool? | | | | | | • | |
| 14.13 | Is the Pool depth marked on outside area of Pool? | | | | | | • | |
| 14.15 | Can the pool be fully viewed from the home? (Walls/shrubs/landscape that prevents full view) | | • | | | | | |
| 14.16 | Is the pool fenced? | | | | | | • | |
| 14.17 | Does the fence have a self closing latch and a lock on door? | | | | | | • | |
| 14.18 | Does the door latch height and location attempt to make difficult for young children to reach? | | | | | | • | |
| 14.19 | Are Electric Lights Secure? | | • | | | | | |
| 14.20 | Water Level should be within inches from Rim to allow an easier climb out. | | | | | | • | |
| 14.21 | Pool Design at waters edge should not include protrusions that could injure swimmer | | • | | | | | |
| 14.22 | Does the surface around pool encourage drainage away from pool? | | • | | | | | |
| 14.23 | Are the steps, treads, ramps ledges, protrusions marked with contrasting color or tile? | | | | | | • | |
| 14.24 | Are the main grates bolted securely to the pool bottom and visible from the deck? | | • | | | | | |
| 14.25 | Is the pool clean? Vacuumed/debris/water clear/no visible algae growth/no unpleasant or irritating odor or fumes? | | • | | | | | |
| 14.26 | Is there a hose bib near the pool? | | • | | | | | |

IN= Inspected, Yes= Yes, NI= Not Inspected, NP= Not Present, RR= Repair or Replace, No= No

IN Yes NI NP RR No

IN Yes NI NP RR No

14.27 Diving board


☐ ☐ ☐ ☒ ☐ ☐

IN= Inspected, Yes= Yes, NI= Not Inspected, NP= Not Present, RR= Repair or Replace,
No= No


IN Yes NI NP RR No

Comments:

14.0 (1) Efflorescence at the water feature. This indicates moisture is getting between the materials. I recommend qualified contractor repair or replace as needed.



14.0 Item 1(Picture)




14.0 Item 2(Picture)

(2) Deteriorated sheeting at the interior of the water feature. Indications of previous moisture intrusion. I recommend qualified contractor repair or replace as needed.

No cover at the water feature rear. This is allowing moisture intrusion. I recommend qualified contractor repair or replace as needed.



14.0 Item 3(Picture)



14.0 Item 4(Picture)



14.0 Item 5(Picture)



14.0 Item 6(Picture)

(3) Water level low at the pool. This is preventing the water from flowing into the skimmer properly. Pool should be properly filled.



14.0 Item 7(Picture)

(4) Leak at the water feature plumbing fitting. Water feature could not be tested/operated. I recommend qualified contractor repair or replace as needed and test water feature for proper operation.

Erosion at the pool equipment pad. This should be addressed to prevent equipment from moving over time. I recommend qualified contractor repair or replace as needed.




14.0 Item 8(Picture)

(5) The pool slide is cracked/damaged. Gaps at the side of the pool slide. This will allow moisture to enter. I recommend qualified contractor repair or replace as needed.



14.0 Item 9(Picture)



14.0 Item 10(Picture)

(6) The pool light did not work when tested. I recommend qualified contractor repair or replace as needed.




14.0 Item 11(Picture)

14.2 There is some efflorescence and cracking at the pool finish in several areas. Repair may be desired. Further deterioration may occur over time.



14.2 Item 1(Picture)



14.2 Item 2(Picture)



14.2 Item 3(Picture)

14.7 Damage at the pool deck coping. I recommend qualified contractor repair or replace as needed.



14.7 Item 1(Picture)

14.8 The pool equipment and lighting is not on GFCI protected circuit. This is a potential electrical safety concern. I recommend repair or replacement as needed by a licensed electrician.

14.9 No weir door at the pool skimmer. Installation of a weir door is recommended for increased skimming action of the pool. I recommend installation by qualified contractor.



14.9 Item 1(Picture)

14.10 Shop present.

14.11 No rescue equipment at the pool. Installation of rescue equipment is recommended for safety.

14.12 Both sides of the pool do not have steps for egress. This is a potential safety concern. I recommend qualified contractor repair/replace as needed.

14.13 The pool depth is not marked on the exterior of the pool. I recommend depths be marked for safety.

14.16 The pool is not fully fenced. This is a safety concern. I recommend fence be installed for safety.



14.16 Item 1(Picture)

14.17 The pool gate does not have self closing hardware or a lock. This is a potential safety concern. I recommend self closing hardware and lock(s) be installed as needed.



14.17 Item 1(Picture)

14.18 The pool gate latch height does not prevent child from opening the gate. Installation of higher latches/locks is recommended for safety.



14.18 Item 1(Picture)

14.20 Water level below the recommended height. Water should be kept over the skimmer inlet. Water should be added prior to use for safety.

14.23 The pool steps/protrusions do not have contrasting color. Contrasting colors are recommended for improved safety. I recommend contrasting colors be installed by qualified contractor.



14.23 Item 1(Picture)

Unless so mentioned in this report, I did not test water for bacteria or quality. The pool was inspected and reported on with the above information. While the inspector makes every effort to find all areas of concern, some areas can go unnoticed. Please be aware that the inspector has your best interest in mind. Any repair items mentioned in this report should be considered before purchase. It is recommended that qualified contractors be used in your further inspection or repair issues as it relates to the comments in this inspection report.

Leaking at a pool may not be determined based on a single visit to the property.